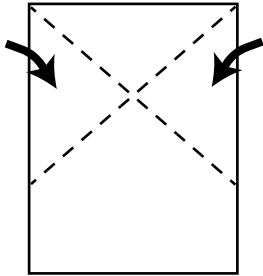
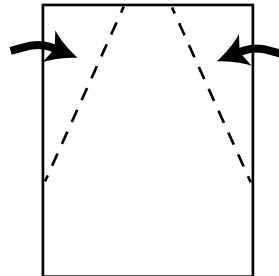


CREATE A TOY THAT DEFIES GRAVITY USING ONLY A PAPER

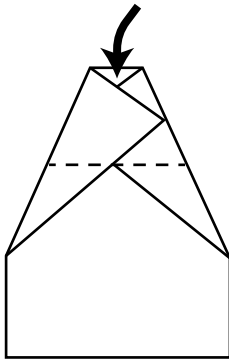
(Yeah, we didn't believe it at first either)



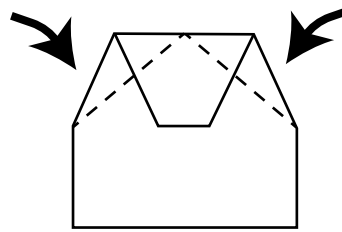
1. Fold the corners down, then unfold them to create an X-shaped crease on the page.



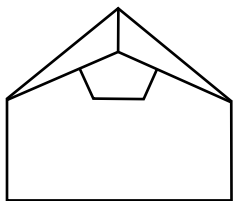
2. Fold the sides in, along the creases you've created.



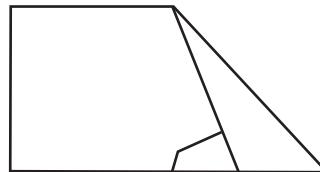
3. Fold the top down, bending it at the point where the sides intersect.



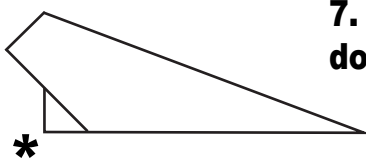
4. Fold the corners in, so that they meet at the center.



5. This is what it should look like so far.

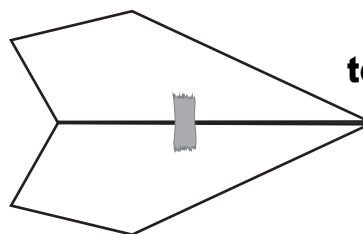


6. Fold the plane in half.



7. Fold the wings down.

8. Optional: Fold the corner (marked by a star) in on itself, so it disappears.



9. Optional: Add a piece of tape to hold the sides together.